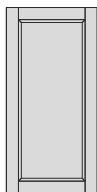
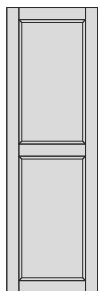
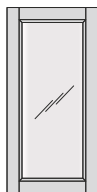
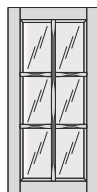
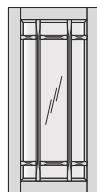
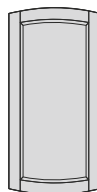


**FRONT PEŁNY**

**FRONT PEŁNY**


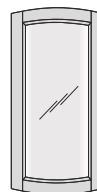
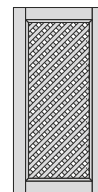
H > 1400  
Front dzielony

**FRONT WITRYNA**

**FRONT SZPROS A**


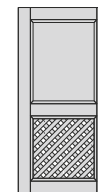
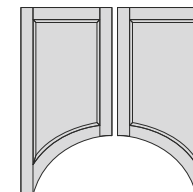


Podział szprosów w zależności od wysokości

**FRONT SZPROS B**

**FRONT PEŁNY GIĘTY**



H min. - max. = 220 - 920

**FRONT WITRYNA GIĘTY**

**FRONT KRATKA**


H max. = 1300  
B max. = 700

**FRONT PEŁNY KRATKA**

**FRONT SKOS WESTERN**

**FRONT ŁUK BLENDY**

**BLENDY PŁASKA**


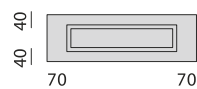
B min. - max. = 30 - 296

**BLENDY Z FREZEM WEWN.**


B min. - max. = 110 - 200

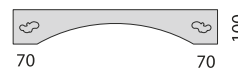
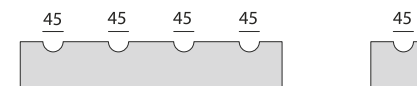
**FORMATKA FORNIROWANA**


GRUBOŚĆ:  
19, 30, 37, 60  
H max. = 2750  
B max. = 2030

**CZOŁO SZUFLADY Z FREZEM WEWN.**


H min. - max. = 110 - 200

**LISTWA Z ŁUKIEM**

**LISTWA Z ŁUKIEM**

**LISTWA POD BUTELKI**


H > 70

**Materiał:**

- dąb
- buk
- olcha

**Ramiak:**

- konstrukcja czopowa
- drewno lite
- szerokość 70mm
- grubość 20mm

**Płycina:**

- konstrukcja płaska
- sklejka gr. 5mm lub MDF w zależności od wybarwienia
- grubość 5mm

